

Booklet E

Career Skills

Name _____

Form



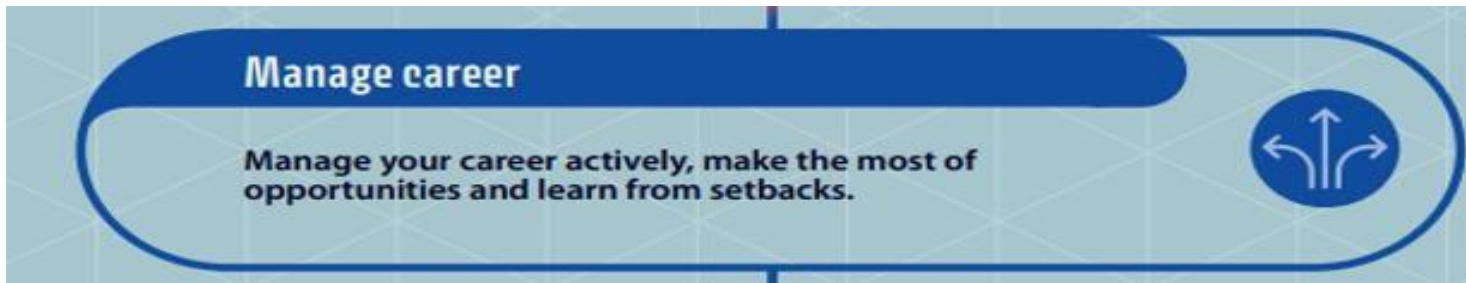


Strands of Career Skills Developed Throughout the Booklet:





This strand is 'Manage your Career'



Lesson 1


To understand the options process and to know a range of possibilities for your career

Lesson 2

To understand that the word 'career' describes your journey through life, learning and work.

Lesson 3

To be able to look forward to the future



BLANK PAGE



Build a student

PART 3
Time to build your student!

When you have filled out all the boxes, why not make your student look like you too!?

Name:
Age:
Occupation:
University degree:

Strength:
Weakness:

Pet peeve:

Favourite food:

Something I am grateful for:

If I could meet one famous person it would be:

3 interesting facts about me:
:
:

Favourite thing to do in my spare time;

In 3 years time I will be:

If I could describe myself in 3 words it would be:
:
:
:

Favourite colour:



SCAN ME

Task 2

Complete your Build a student questions.

Discuss; What's the difference between a job and a career?

Scan the QR code to watch the video on Careers Vs Jobs



What does having a positive career mean to you?

Watch the video first!

Answer.....

.....

.....

.....

.....

.....

.....

.....



Your career Video



Complete the personality Test with your class

****Remember****

The points do not mean anything, it's just a way of adding up the scores, to find out what career you might enjoy. Sometimes these tests work for people and other times they don't. Remember this quiz is just for fun and used to explore some careers ideas!



 SCAN ME

What career suits your personality?
Scan the QR code to do the test.

0 - 50



THE GUIDER

THE BEST JOBS FOR YOU ARE

VICE PRESIDENT

BARTENDER

MARKET RESEARCH ANALYST

NURSE

PUBLIC RELATIONS SPECIALIST

**MEDICAL
LABORATORY
TECHNICIAN**

TEACHER

GUIDANCE COUNSELOR

THERAPIST

SOCIAL WORKER

POLICE OFFICER



>50 - 100



**THE
ARTIST**

THE BEST JOBS FOR YOU ARE

ARTIST	HAIRSTYLISTS, CHEF
GRAPHIC DESIGNER	COSMETOLOGISTS
ARCHITECT	ACTOR/ACTRESS
FASHION DESIGNER	MULTIMEDIA PROGRAMMER
INTERIOR DESIGNER	WRITER
PHOTOGRAPHER	EDITOR



SCAN ME

****Remember****

The points do not mean anything, it's just a way of adding up the scores, to find out what career you might enjoy. Sometimes these tests work for people and other times they don't. Remember this quiz is just for fun and used to explore some careers ideas!

>100 - 150



**THE
LEADER**

THE BEST JOBS FOR YOU ARE

PRESIDENT	PROJECT MANAGER
JUDGE	MECHANICAL ENGINEER
LAWYER	ACCOUNTANT
PRINCIPAL	FINANCIAL ADVISOR
ENTREPRENEUR	



>150 - 200



**THE
SCIENTIST**

BEST JOBS FOR YOU ARE

SCIENTIST

AIRCRAFT MECHANIC

VETERINARIAN

BIOMEDICAL ENGINEER

DOCTOR

HISTORIAN

PILOT

COMPUTER PROGRAMMER

ASTRONAUT

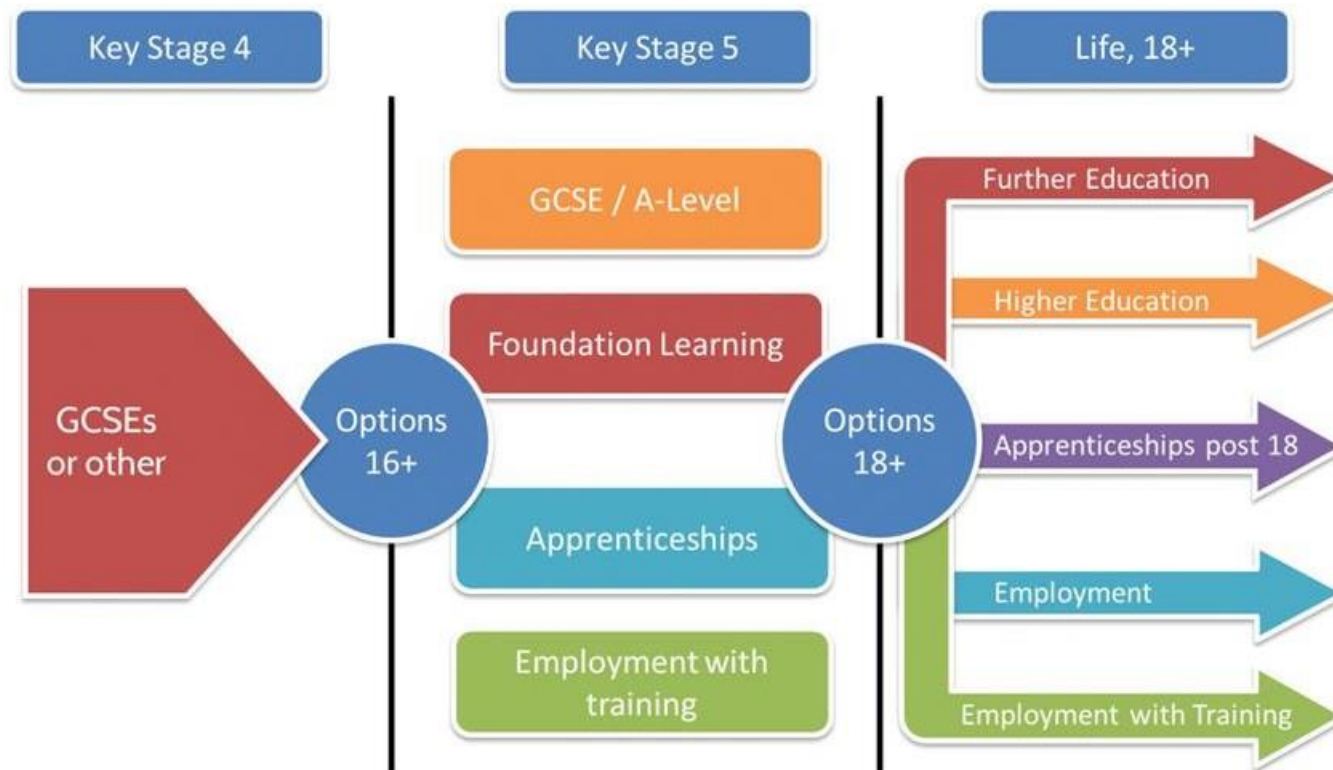
PHARMACY MANAGER

What personality type are
you?.....

What career interests
you?.....



Discuss with the person next to you:
Do you know which pathway you
might take yet?



SCAN ME



SCAN ME

Scan to find out more about
apprenticeships and University



Dream job comic strip

Draw pictures to show a pathway to your dream job!

How will you get there? What choices will you have to make at GCSE and A level to get there? Not sure? Ask your teacher/use your phone to do some research!



This strand is 'Create Opportunities'



Lesson 1

To know what entrepreneurialism and self-employment are and identify a role model in a chosen career field

Lesson 2

To understand how to develop friendships and relationships with others

Lesson 3

To be able to communicate your needs



Entrepreneurialism and self-employment

What is entrepreneurialism?

.....

.....

.....

What is the difference between employees/workers and the self employed?.....

.....

.....

.....

.....

.....

.....

.....

.....



Identify a role model in your chosen career field

Skills they
have.....

.....
.....

Skills they
have.....

.....
.....

Name.....

.....

Job.....

.....

Qualifications they
have.....

.....
.....

Where they
studied.....

.....
.....



Crack the codes to escape the room and find out what skills you need in the workplace

Can you Crack the Code?

A	B	C	D	E	F	G	H	I	J
1	2	3	4	5	6	7	8	9	10
K	L	M	N	O	P	Q	R	S	T
11	12	13	14	15	16	17	18	19	20
U	V	W	X	Y	Z				
21	22	23	24	25	26				

Code 1- Unlock the trunk!

6+6=

6-1=

5-4=

3+1=

1+4=


6x3=

6x3+1=

4+4=

5+4=

8x2=



escape ROOM

Code 3- What's scratched on the wall?

9x2=

4+1=

9x2+1=

8x2=

7x2+1=

7x2=

8+8+3=

4+4+1=

4-2=

4x2+1=

6+6=

10-1=

10x2=

Code 2- unlock the box!

- I am a number that rhymes with you + 10
- I am a number that rhymes with vine
- I am the last year of your teens
- I am the first year not in your teens
- I am a number that rhymes with alive
- I am a number that you would be in year 9 and it has a F in the spelling
- I am a number that rhymes with vine
- I am a number that you would be in year 9 and it has a F in the spelling
- I am a number that rhymes with Devon

Code 4- Can you Escape?

First half of the word= You have worked together as a ____ to get this far.

Second half of the word= When you are older you will go to ____ and you will get paid a wage.



What other skills do you need?





Steps to my dream job

My dream Job is.....

The employability skills I will need are;.....

The Qualifications I will need are;.....

I could study my qualifications at.....

SCAN ME



Visit the **UCAS** website to explore career options.



SCAN ME

Visit the Amazing Apprenticeships website to explore career options.



This strand is 'Grow throughout life'

Grow throughout life

Grow throughout life by learning and reflecting on yourself, your background, and your strengths.



Lesson 1

To know where to get help and support

Lesson 2

To be willing to challenge yourselves and try new things

Lesson 3

To be able to record achievements and respond positively to feedback



What helps me? Circle/tick what helps you

Talk to a friend

Talk to a parent

Take time out

Read a book

Talk to your
teacher/tutor/head of
year/Mrs Rumbol/Mrs
Franke

Get a good night's sleep

Keep on top of
homework

Listen to music

Use calming techniques
e.g slow your breathing

Organise yourself the
night before a big event


Go for a walk/take
exercise/dance

Something else
What is
it?.....
.....



Complete the Buzz word Quiz

Scan the QR code and Complete the buzz quiz, you can do this with a friend in pairs. Which animal are you?



SCAN ME



Careers BINGO!

Your teacher will call out Careers that are all related to RE, 'Faith in Action' or sustainability. You will choose a table to play with below.

You will cross out each career as your teacher says it. The students with all of the careers crossed out stand up and shout BINGO!



RE Teacher		Human rights Law
Christian Aid	Fund raiser	Renewable energy

Christian Aid	Chaplain	Renewable energy
	RE Teacher	Volunteer at church

Priest	Christian Aid	
RE Teacher	Litter picker	Work at CAFOD

Work at CAFOD	Chaplain	Human rights Law
	Climate change advisor	RE Teacher

Work at CAFOD	Chaplain	
RE Teacher	RS university lecturer	Renewable energy

Renewable energy	Bishop	RE Teacher
Marine Biologist		Work at CAFOD



Try something new - 30 Day challenge

What is your 30 day challenge?.....

.....

.....

.....

.....

.....

.....

.....

.....

.....

.....



always be
KIND






Desert island debate

There are 20 people in a boat, there is an island up ahead but only 10 people will be able to live there. Who do you take with you? Which careers would be most important to have on the island and why?

1. Teacher 2. Doctor 3. Nurse 4. Cleaner 5. Childminder 6. Police Officer 7. Priest 8. Midwife 9. Builder 10. Lawyer 11. Judge 12. Prison officer 13. Bricklayer 14. Tree surgeon 15. Fisherman 16. Boat maker 17. Librarian 18. Surgeon 19. Botanist 20. IT technician





I am good at...

.....

.....

.....

.....

.....

.....

.....

.....

.....

.....

.....

.....

.....

.....

.....

.....

.....

.....

.....

.....

.....

.....

.....

.....

.....

If you are struggling to think of 5 things you are good at, look at the examples on the board or speak to the person next to you.



This strand is 'Explore possibilities'

Explore possibilities

Explore the full range of possibilities open to you and learn about recruitment processes and the culture of different workplaces.



Lesson 1

To know the different sectors that you can work in

Lesson 2

To understand about the range of possible jobs

Lesson 3

To be able to talk about the skills and minimum qualifications for one job in depth



What sector do you think you would like to work in?

SECTORS INCLUDE

Accountancy, Banking & Finance
Business, Consulting & Management
Charity & Voluntary Work
Creative Arts & Design
Energy & Utilities
Engineering & Manufacturing
Environment & Agriculture
Healthcare
Hospitality & Events Management
Information Technology
Law
Law Enforcement & Security

Leisure, Sport & Tourism
Marketing, Advertising & PR
Media and Internet
Property & Construction
Public Services & Administration
Recruitment & HR
Retail
Sales
Science & Pharmaceuticals
Social Care
Teacher Training & Education
Transport & Logistics



SCAN ME

Chosen career
sector.....

Job in this
sector.....

Company nearby in this
sector.....

How much do they
earn?.....

What percentage of men
do this job?
.....

What percentage of
women do this
job?.....

What qualifications do
you need to do this
job?.....

.....
.....
.....
.....
.....



Possible Jobs

Select a company from the video.....

Write down 3 job roles that you could apply for in this company;

1.....

2.

3.

Select one job role and complete the questions below.

What skills do I need to
do this
job?.....

.....
.....
.....
.....
.....
.....

Job
role:.....

.....

Pay.....

What are the typical
working hours for this
job?.....

.....
.....
.....
.....
.....



Job skills

Select one job from the job skills posters and find out the information below:

1. What skills do you need?
2. What subjects could you study to access this job?
3. What's the salary?
4. Will this job field grow in the future?
5. What are the routes into this industry?

1.....

2.....

3.....

4.....

5.....

.....



This strand is 'See the big picture'



Lesson 1

To explore STEM careers in the NHS

Lesson 2

To know that trends in technology and science have implications for careers

Lesson 3

To be aware of relationships between careers and the natural environment






My story.....


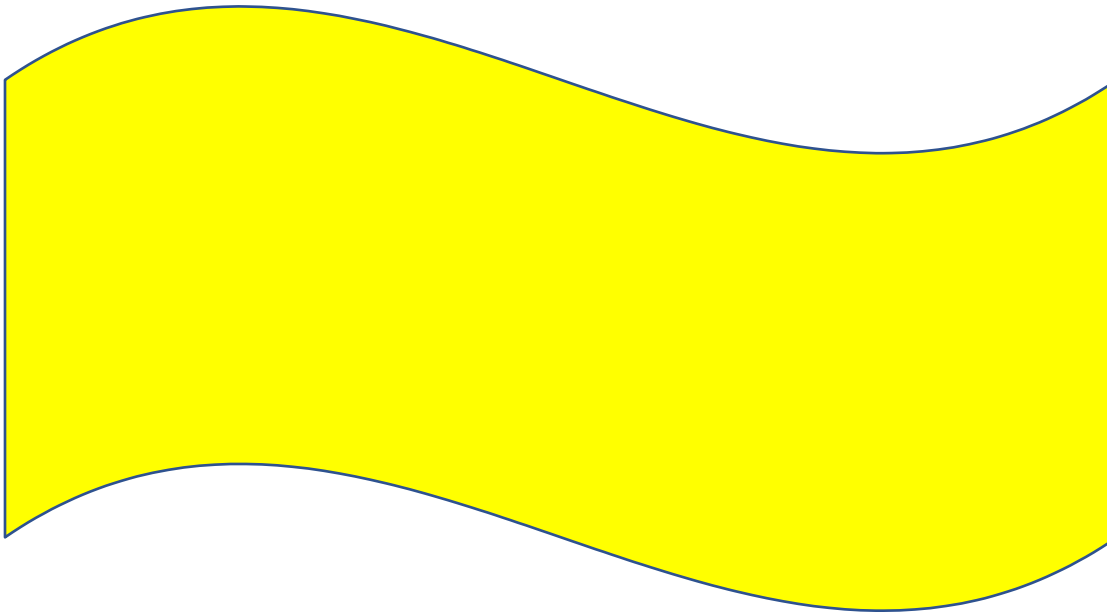


The image shows an open book with two blank pages. Each page is ruled with horizontal lines, providing a space for writing. The book is open to a spread, with the pages slightly curved as if being held open. The background is a soft, out-of-focus grey, making the book the central focus.



Goals to change the world

Write down 3 things that you can do to change the world!







This strand is 'Balance life and Work'

Balance life and work

Balance your life as a worker and/or entrepreneur with your wellbeing, other interests and your involvement with your family and community.



Lesson 1

To know about the concept of work-life balance

Lesson 2

To understand different life stages and life roles

Lesson 3

To be able to identify that physical and mental wellbeing are important



A week in the life of '25 Year old me'

TO DO THIS WEEK

MONDAY	TUESDAY	WEDNESDAY	THURSDAY	FRIDAY	SATURDAY	SUNDAY



Reflecting.....

Task 2

Write 3 things you have learned about yourself that will help you with your future transitions.



Budget Game

Income

Outgoings

Total left over each month

How will you spend your
spare cash?





Career Profiling

What is the role?

What skills do you need for this job?

What are the main duties of this role?

How much do you earn in this role?

What qualifications do you need for this role?

Hinchingbrooke School

Hard Work High Standards Kindness

