

---

# Student and Parent/Carer Survey

## Summer 2022



## SURVEY OVERVIEW

Although the questions on the different surveys are all slightly different, there are several key areas that can be compared:

- Staff and parents/carers were broadly in agreement in terms of their view on whether students were safe at the school. Student responses were slightly lower, however only 5% of students said they felt unsafe (compared to 11% from the parent/carer survey)
- Staff had a more positive opinion on the level of challenge given to students compared to parents/carers and students. However, the student survey showed the lowest negative response to this question (5%) suggesting that students were perhaps either less aware of whether they were being challenged or not compared to staff and parents/carers, or felt that the level of challenge was about right and did not want this to increase further
- Students appear most positive in relation to the question on bullying with 77% reporting not to have experienced any, compared with parents/carers (66% reporting that their child had not been bullied)
- The question on student behaviour is the one area where there are the biggest differences in response between the three groups. Staff were most positive followed by parents/carers and then students. However, staff and student negative responses were similar, whereas parents/carers were far more negative suggesting that the perception of those outside of school was more negative than those in school
- Comparing student and parent/carer responses to the question on enjoying school, we see again that students were less positive but similarly negative, suggesting that students are more likely to say, 'neither agree nor disagree'. A similar trend can be seen for the question of recommending the school to others (student 62% positive but only 7% negative; parents/carers 77% positive but 15% negative). This may be partly due to the change from 'neither agree nor disagree' to 'don't know' in the parent/carer survey
- Comparing the current June 2022 survey with the one from 2020/21, there are some interesting results. The question of student behaviour has seen a big change for all three groups with positives down for staff by 12%, students by 10% and parents/carers by 41% (possibly influenced by the change to the category wording, as above, but the fall from 92% in 20/21 to 69% and 51% this year suggests this is a more definite trend). Student responses to the other comparable questions are reasonably consistent. Staff responses show a small decrease in positives regarding student safety and dealing with bullying but an increase in positives to the level of challenge. Parents and carers, however, are less positive with regards to challenge (88% positive down to 66%), reasonably similar for the question on bullying and a bit more negative about safety. Overall behaviour is the issue that appears to be most consistently coming up as less positive across all three groups and this will be addressed by changes to the Hinchingsbrooke Approach to Behaviour being launched in September.

## STUDENT SURVEY

% (raw figures)

Year 7	Year 8	Year 9	Year 10	Year 11	Year 12	Year 13
<b>Student Responses December 2021 - 934 Respondents</b>						
<b>23</b> (214)	<b>20</b> (185)	<b>21</b> (196)	<b>3</b> (28)	<b>16</b> (149)	<b>12</b> (117)	<b>5</b> (45)
<b>Student Responses June 2022 - 971 Respondents</b>						
<b>24</b> (232)	<b>21</b> (204)	<b>18</b> (171)	<b>14</b> (136)	<b>14</b> (140)	<b>5</b> (52)	<b>4</b> (36)

Cromwell	Montagu	Pepys	Vesey	Wylton
<b>Student Responses December 2021 - 934 Respondents</b>				
<b>24</b> (222)	<b>19</b> (177)	<b>18</b> (172)	<b>20</b> (185)	<b>19</b> (178)
<b>Student Responses June 2022 - 971 Respondents</b>				
<b>20</b> (199)	<b>21</b> (203)	<b>19</b> (180)	<b>20</b> (193)	<b>20</b> (196)

Question	Strongly Agree December 2021	Strongly Agree June 2022	Agree December 2021	Agree June 2022	Neither Agree nor Disagree Dec 2021	Neither Agree nor Disagree June 2022	Disagree December 2021	Disagree June 2022	Strongly Disagree December 2021	Strongly Disagree June 2022
	3. I enjoy school	<b>9</b> (84)	<b>6</b> (57)	<b>39</b> (365)	<b>38</b> (372)	<b>39</b> (363)	<b>37</b> (355)	<b>9</b> (86)	<b>13</b> (124)	<b>4</b> (36)
4. Teachers help me to do my best	<b>16</b> (146)	<b>11</b> (102)	<b>53</b> (492)	<b>50</b> (488)	<b>27</b> (253)	<b>32</b> (312)	<b>4</b> (39)	<b>6</b> (59)	<b>0</b> (4)	<b>1</b> (10)
5. My teachers give me work that challenges me	<b>13</b> (124)	<b>8</b> (80)	<b>56</b> (521)	<b>53</b> (515)	<b>27</b> (250)	<b>34</b> (331)	<b>4</b> (36)	<b>4</b> (37)	<b>0</b> (3)	<b>1</b> (8)
6. I enjoy learning at this school	<b>8</b> (78)	<b>6</b> (58)	<b>47</b> (443)	<b>42</b> (406)	<b>37</b> (342)	<b>40</b> (390)	<b>6</b> (54)	<b>9</b> (84)	<b>2</b> (17)	<b>3</b> (33)
7. I feel proud to be a Hinchingsbrooke student	<b>16</b> (153)	<b>15</b> (141)	<b>51</b> (478)	<b>46</b> (445)	<b>28</b> (262)	<b>33</b> (317)	<b>3</b> (29)	<b>4</b> (45)	<b>1</b> (12)	<b>2</b> (23)
8. Teachers listen to what I have to say in lessons	<b>15</b> (144)	<b>11</b> (105)	<b>54</b> (503)	<b>50</b> (485)	<b>26</b> (243)	<b>31</b> (298)	<b>3</b> (31)	<b>5</b> (55)	<b>1</b> (13)	<b>3</b> (28)
9. Have you ever attended the Year 11 Nightclub or revision sessions provided by depts? (Yr 10-13 only)	Yes <b>44</b> (149) Dec 2021		Yes <b>55</b> (179) June 2022				No <b>56</b> (190) Dec 2021		No <b>45</b> (146) June 2022	
11. There is an adult at school I can talk to if something is worrying me	<b>28</b> (264)	<b>23</b> (222)	<b>51</b> (481)	<b>54</b> (520)	<b>12</b> (109)	<b>14</b> (134)	<b>6</b> (56)	<b>5</b> (52)	<b>3</b> (24)	<b>4</b> (43)
13. The behaviour of students is good at HBK	<b>4</b> (33)	<b>2</b> (21)	<b>32</b> (295)	<b>26</b> (247)	<b>49</b> (456)	<b>49</b> (475)	<b>13</b> (125)	<b>18</b> (177)	<b>3</b> (25)	<b>5</b> (51)
14. Have you ever been bullied?	Yes <b>23</b> (212) Dec 2021		Yes <b>23</b> (219) June 2022		Unsure <b>0</b> (1)	Unsure <b>0</b> (0)	No <b>77</b> (721) Dec 2021		No <b>77</b> (752) June 2022	

Question	Strongly Agree December 2021	Strongly Agree June 2022	Agree December 2021	Agree June 2022	Neither Agree nor Disagree Dec 2021	Neither Agree nor Disagree June 2022	Disagree December 2021	Disagree June 2022	Strongly Disagree December 2021	Strongly Disagree June 2022
15. Did you report this? <i>(Out of those who said yes to being bullied)</i>	Yes <b>58</b> (122) Dec 2021		Yes <b>65</b> (142) June 2022				No <b>42</b> (90) Dec 2021		No <b>35</b> (77) June 2022	
16. Did reporting it resolve the issue? <i>(Out of those who reported it)</i>	<b>12</b> (15)	<b>14</b> (20)	<b>34</b> (42)	<b>27</b> (38)	<b>32</b> (39)	<b>28</b> (40)	<b>11</b> (14)	<b>18</b> (25)	<b>10</b> (12)	<b>13</b> (19)
17. I feel safe when I am at school	<b>31</b> (293)	<b>28</b> (276)	<b>49</b> (460)	<b>49</b> (472)	<b>16</b> (152)	<b>18</b> (175)	<b>2</b> (22)	<b>3</b> (32)	<b>1</b> (7)	<b>2</b> (16)
18. My school encourages me to look after my physical health	<b>24</b> (228)	<b>20</b> (191)	<b>53</b> (497)	<b>53</b> (519)	<b>18</b> (171)	<b>21</b> (201)	<b>3</b> (28)	<b>5</b> (46)	<b>1</b> (10)	<b>1</b> (14)
19. My school encourages me to look after my emotional and mental health	<b>18</b> (170)	<b>15</b> (141)	<b>50</b> (466)	<b>44</b> (432)	<b>24</b> (223)	<b>27</b> (264)	<b>6</b> (57)	<b>10</b> (93)	<b>2</b> (18)	<b>4</b> (41)
20. I take part in school activities outside of lessons, like clubs, sports, music and art	<b>19</b> (182)	<b>17</b> (161)	<b>31</b> (287)	<b>34</b> (333)	<b>19</b> (181)	<b>20</b> (190)	<b>21</b> (194)	<b>16</b> (158)	<b>10</b> (90)	<b>13</b> (129)
21. My school encourages me to be independent and take on responsibilities	<b>20</b> (184)	<b>14</b> (137)	<b>53</b> (493)	<b>51</b> (492)	<b>24</b> (224)	<b>28</b> (276)	<b>3</b> (29)	<b>5</b> (46)	<b>0</b> (4)	<b>2</b> (20)
22. My school encourages me to respect people from other backgrounds and to treat everyone equally	<b>47</b> (441)	<b>38</b> (368)	<b>44</b> (410)	<b>49</b> (471)	<b>8</b> (72)	<b>10</b> (100)	<b>1</b> (6)	<b>2</b> (21)	<b>0</b> (5)	<b>1</b> (11)
23. Have you ever been the victim of prejudice in your time at Hinchingsbrooke?	Yes <b>13</b> (118) Dec 2021		Yes <b>16</b> (158) June 2022				No <b>87</b> (816) Dec 2021		No <b>84</b> (813) June 2022	
24. Did you report this? <i>(Out of those who said yes)</i>	Yes <b>31</b> (36) Dec 2021		Yes <b>36</b> (57) June 2022				No <b>69</b> (82) Dec 2021		No <b>64</b> (101) Dec 2022	
25. Did reporting it resolve the issue? <i>(Out of those who reported it)</i>	<b>14</b> (5)	<b>9</b> (5)	<b>28</b> (10)	<b>33</b> (19)	<b>44</b> (16)	<b>26</b> (15)	<b>6</b> (2)	<b>21</b> (12)	<b>8</b> (3)	<b>11</b> (6)
26. My school provides me with information about my next steps	<b>20</b> (183)	<b>17</b> (169)	<b>54</b> (504)	<b>56</b> (539)	<b>19</b> (179)	<b>20</b> (195)	<b>6</b> (58)	<b>5</b> (51)	<b>1</b> (10)	<b>2</b> (17)
27. Have you had the opportunity to consider careers and get some careers advice in your time at Hinchingsbrooke?	Yes <b>40</b> (378) Dec 2021		Yes <b>45</b> (436) June 2022		Not yet <b>49</b> (455)	Not yet <b>43</b> (416)	No <b>11</b> (101) Dec 2021		No <b>12</b> (119) June 2022	
28. I would recommend this school to a friend moving to the area	Yes <b>69</b> (647) Dec 2021		Yes <b>62</b> (605) June 2022		Maybe <b>25</b> (238)	Maybe <b>31</b> (297)	No <b>5</b> (49) Dec 2021		No <b>7</b> (69) June 2022	
30. How often do you read (for at least 10 minutes) outside of school?	Daily <b>29</b> (270) Dec 2021	Daily <b>30</b> (288) June 2022	Weekly <b>36</b> (333) Dec 2021	Weekly <b>33</b> (320) June 2022	Weekly <b>33</b> (320) June 2022	Monthly <b>14</b> (133) Dec 2021	Monthly <b>13</b> (126) June 2022	Never <b>21</b> (198) Dec 2021	Never <b>24</b> (237) June 2022	

Question	Strongly Agree	Strongly Agree	Agree	Agree	Neither Agree nor	Neither Agree nor	Disagree	Disagree	Strongly Disagree	Strongly Disagree
	December 2021	June 2022	December 2021	June 2022	Disagree Dec 2021	Disagree June 2022	December 2021	June 2022	December 2021	June 2022
31. Do you have access to a device, other than a smartphone, in order to complete your schoolwork at home? (computer / laptop / tablet)	Yes, my own device <b>88</b> (824) Dec 2021		Yes, my own device <b>88</b> (851) June 2022		I share a device <b>9</b> (82)	I share a device <b>9</b> (88)	No <b>3</b> (24) Dec 2021		No <b>3</b> (32) June 2022	
32. I can see how self-quizzing using Knowledge Organisers will help my learning over time	<b>10</b> (96)	<b>6</b> (53)	<b>33</b> (311)	<b>28</b> (269)	<b>27</b> (250)	<b>33</b> (322)	<b>16</b> (151)	<b>14</b> (140)	<b>13</b> (126)	<b>19</b> (187)
33. The Hinchingsbrooke Approach to Teaching (HAT) helps me understand how to learn effectively in lessons	<b>7</b> (69)	<b>4</b> (40)	<b>36</b> (336)	<b>25</b> (239)	<b>43</b> (401)	<b>48</b> (468)	<b>9</b> (87)	<b>15</b> (149)	<b>4</b> (41)	<b>8</b> (75)

### Which of the following have you ever attended revision for?

Art	Astronomy	Business Studies	Dance	Drama	DT	English	Food Tech	Geography	Health & Social Care	History	IT / Computer Science	Maths	MFL	Music	Nightclub	PE / Sport BTEC	Social Sciences	RPE	Science	SF Private Study
<b>December 2021</b>																				
12	1	2	1	3	9	11	5	3	3	9	8	17	0	0	<b>114</b>	7	1	<b>24</b>	18	<b>44</b>
<b>June 2022</b>																				
8	0	0	0	1	7	15	0	0	0	<b>41</b>	0	<b>27</b>	11	2	<b>111</b>	7	11	<b>39</b>	<b>35</b>	<b>34</b>

### Why did you not report this? (bullying)

**33** Didn't want to / didn't consider it serious enough  
**11** Concerned about potential repercussions  
**7** Didn't think it would be properly dealt with  
**5** Dealt with it myself  
**5** I don't know  
**3** The incident involved a friend  
**13** Other / no comment

### Why did you not report this? (discrimination / prejudice)

**39** Didn't want to / didn't consider it serious enough  
**18** Didn't think it would be properly dealt with  
**11** Concerned about potential repercussions  
**9** I don't know  
**5** Dealt with it myself  
**29** Other / no comment

Question	Student Response (%)											
	2019 – 2020 1,198 responses			2020 – 2021 995 responses			December 2021 934 responses			June 2022 971 responses		
	Positive response	Some of the time/ Neutral	Negative response	Positive response	Some of the time/ Neutral	Negative response	Positive response	Some of the time/ Neutral	Negative response	Positive response	Some of the time/ Neutral	Negative response
I enjoy school	67	19	14	50	34	16	48	39	13	44	37	19
Teachers help me to do my best	71	24	5	66	26	8	69	27	4	61	32	7
My teachers give me work that challenges me	74	22	4	66	29	5	69	27	4	61	34	5
I enjoy learning at this school	65	29	6	55	36	9	55	37	8	48	40	12
I feel proud to be a Hinchingsbrook student	87		13	65	28	7	67	28	5	61	33	6
Teachers listen to what I have to say in lessons	83		17	67	25	8	69	26	5	61	31	8
There is an adult at school I can talk to if something is worrying me	75		25	67	18	15	79	12	9	77	14	9
The behaviour of students is good at HBK	81		19	38	44	18	36	49	15	28	49	23
Have you ever been bullied?	33		67	24		76	23		77	23		77
Did you report this? *	43		57	52		48	58		42	65		35
Did reporting it resolve the issue? *	62		38	55	19	26	46	32	21	41	28	31
I feel safe when I am at school	88	8	4	78	18	4	80	16	4	77	18	5
My school encourages me to look after my physical health	71		29	71	21	8	78	18	4	73	21	6
My school encourages me to look after my emotional and mental health	75		25	61	25	14	68	24	8	59	27	14
I take part in school activities outside of lessons, like clubs, sports, music and art	60		40	29	37	34	50	19	31	51	20	29
My school encourages me to be independent and take on responsibilities	76		24	67	25	8	73	24	3	65	28	7
My school encourages me to respect people from other backgrounds and to treat everyone equally	95		5	87	10	3	91	8	1	87	10	3

Question	Student Response (%)											
	2019 – 2020 1,198 responses			2020 – 2021 995 responses			December 2021 934 responses			June 2022 971 responses		
	Positive response	Some of the time/ Neutral	Negative response	Positive response	Some of the time/ Neutral	Negative response	Positive response	Some of the time/ Neutral	Negative response	Positive response	Some of the time/ Neutral	Negative response
Have you ever been the victim of prejudice in your time at Hinchingsbrooke?	17		83	15		85	13		87	16		84
Did you report this? *	13		87	28		72	31		69	36		64
Did reporting it resolve the issue? *	46		54	64	5	31	42	19	39	42	26	32
My school provides me with information about my next steps	82		18	80	16	4	74	19	7	73	20	7
Have you had the opportunity to consider careers and get some careers advice in your time at Hinchingsbrooke?	52	Not yet - 30	18	61	Not yet - 28	11	40	Not yet - 49	11	45	Not yet - 43	12
I would recommend this school to a friend moving to the area	70	22	8	65	28	7	69	25	5	62	31	7

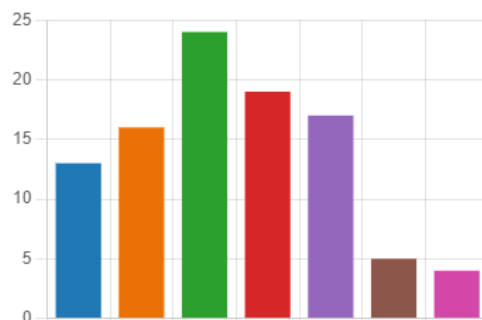
\* Only answered by those who said they had previously been bullied / the victim of prejudice

- Overall students have been less positive than in the December 2021 survey, with the exception of the questions on participating in extra-curricular activities and about having the opportunity to consider next steps / careers advice. While this may represent a cause for concern, as this is the first time that we have surveyed students twice in an academic year, we do not know whether this may represent a standard trend
- Although almost all questions saw a reduction in positive responses, none of these were by more than 9%, with the question on the school encouraging students to look after their emotional and mental health seeing the biggest fall. Of the other questions, five saw falls of less than 5% and given that this survey had more students responding, it may be that changes in responses reflect the larger number of students taking part rather than a decline in satisfaction
- The most positive response was to the question about encouraging students to respect people from other backgrounds and treating people equally (87% positive), followed by the question about students feeling safe and the question about having an adult in school to talk to (both 77%). All three of these questions also featured in the top three most positive responses in the previous December 2021 survey demonstrating a level of consistency in these areas
- The least positive response was the question about student behaviour with only 28% of students expressing a positive opinion. This question was the lowest previously, however the positive response rate has dropped further. This statistic will be cited when launching the new Hinchingsbrooke Approach to Behaviour in September 2022
- The frequency with which students are reading independently has remained broadly similar, which is encouraging as there has not been the same drop seen in other questions
- The questions on Knowledge Organisers and the HAT show a drop in positive responses with 9% fewer students expressing a positive opinion of the impact of Knowledge Organisers and 14% fewer students expressing a positive opinion and 10% more students responding negatively to the question on the HAT.

## PARENTS/CARERS SURVEY JUNE 2022 – 77 RESPONSES (NOV 2021 – 117 RESPONSES)

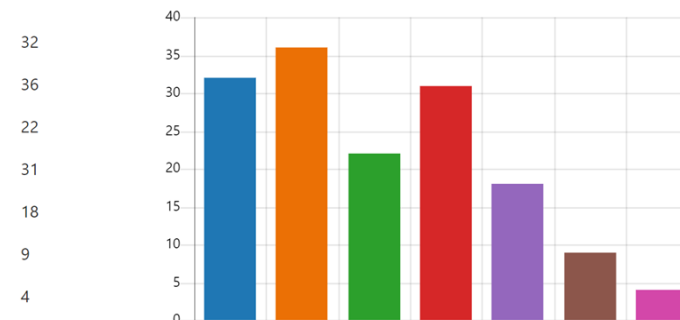

1. Which year group is your child in? (Please tick all that apply)

June 2022



1. Which year group is your child in? (Please tick all that apply)

November 2021



\* Answer option changed to be in line with the Ofsted format

Question	Strongly Agree November 2021	Strongly Agree June 2022	Agree November 2021	Agree June 2022	Disagree November 2021	Disagree June 2022	Strongly Disagree November 2021	Strongly Disagree June 2022	Neither Agree nor Disagree Nov 2021	Do not know June 2022*
2. My child is happy at this School	23 (27)	17 (13)	61 (71)	66 (51)	5 (6)	6 (8)	3 (3)	8 (6)	9 (10)	1 (1)
3. My child feels safe at this School	32 (38)	21 (16)	57 (67)	64 (49)	3 (3)	10 (8)	1 (1)	1 (1)	7 (8)	4 (3)
4. The school makes sure its pupils are well behaved	16 (19)	6 (5)	53 (62)	45 (35)	7 (8)	27 (21)	1 (1)	11 (8)	23 (27)	11 (8)
5. My child has been bullied and the school dealt with the bullying quickly and effectively <i>Nov 21 66% (77) stated 'My child has not experienced bullying'</i> <i>June 22 66% (51) stated 'My child has not experienced bullying'</i>	10 (4)	12 (3)	28 (11)	19 (5)	10 (4)	23 (8)	0 (0)	12 (3)	53 (21)	23 (6)
6. The school makes me aware of what my child will learn during the year	8 (9)	9 (7)	32 (37)	35 (27)	30 (35)	35 (27)	4 (5)	13 (10)	26 (31)	8 (6)
7. When I have raised concerns with the school, they have been dealt with properly	22 (26)	17 (13)	40 (47)	38 (29)	9 (11)	17 (13)	2 (2)	10 (8)	26 (31)	18 (14)
8. Does your child have Special Educational Needs or Disabilities (SEND)?	Nov 2021 Yes <b>14</b> (16)		June 2022 Yes <b>13</b> (10)		Nov 2021 No <b>86</b> (101)			June 2022 No <b>87</b> (67)		



Question	Strongly Agree November 2021	Strongly Agree June 2022	Agree November 2021	Agree June 2022	Disagree November 2021	Disagree June 2022	Strongly Disagree November 2021	Strongly Disagree June 2022	Neither Agree nor Disagree Nov 2021	Do not know June 2022*
9. My child has SEND and the school gives them the support they need to succeed <i>% of the 16 who said their child has (Nov 2021)</i> <i>% of the 10 who said their child has (June 2022)</i>	6 (1)	20 (2)	31 (5)	30 (3)	25 (4)	20 (2)	13 (2)	30 (3)	25 (4)	0 (0)
10. The school has high expectations for my child	26 (31)	18 (14)	42 (49)	38 (29)	3 (3)	16 (12)	2 (2)	8 (6)	27 (32)	10 (8)
11. My child does well at this school	26 (31)	26 (20)	44 (51)	53 (41)	3 (4)	12 (9)	1 (1)	4 (3)	26 (30)	5 (4)
12. The school lets me know how my child is doing	8 (9)	12 (9)	29 (34)	43 (33)	27 (32)	34 (26)	9 (10)	9 (7)	27 (32)	3 (2)
13. There is a good range of subjects available to my child at this school	38 (44)	26 (20)	49 (57)	57 (44)	3 (3)	13 (10)	2 (2)	3 (2)	9 (11)	1 (1)
14. My child can take part in clubs and activities at this school	35 (41)	27 (21)	50 (59)	58 (45)	3 (3)	6 (5)	0 (0)	4 (3)	12 (14)	4 (3)
15. The school supports my child's wider personal development	18 (21)	18 (14)	39 (46)	34 (26)	9 (11)	14 (11)	2 (2)	12 (9)	32 (37)	14 (11)
16. I would recommend this school to another parent	37 (43)	22 (17)	43 (50)	45 (35)	2 (2)	5 (4)	3 (4)	10 (8)	15 (18)	17 (13)
17. Knowledge organisers were introduced this year in most subjects. I believe that over time Knowledge Organisers will help my child's learning	20 (23)	9 (7)	26 (30)	26 (20)	13 (15)	22 (17)	4 (5)	16 (12)	38 (44)	27 (21)
18. Homework is a renewed focus at HBK this year. I think that my child is working hard on their Self-Quizzing Homework	29 (34)	21 (16)	42 (49)	36 (28)	11 (13)	19 (15)	1 (1)	8 (6)	17 (20)	16 (12)
19. The school has introduced the Hinchingsbrooke Approach to Teaching (HAT) which all departments follow. I believe that having a common Approach to Teaching across school is a good idea	26 (31)	19 (15)	40 (47)	42 (32)	1 (1)	5 (4)	1 (1)	4 (3)	26 (31)	30 (23)
20. How often do you read with your child?	Nov 2021 Daily 12 (14)	June 2022 Daily 17 (13)	Nov 2021 Weekly 21 (24)	June 2022 Weekly 40 (31)	Nov 2021 Monthly 13 (15)	June 2022 Monthly 23 (18)	Nov 2021 Never 55 (64)	June 2022 Never 20 (15)		

Question	Strongly Agree November 2021	Strongly Agree June 2022	Agree November 2021	Agree June 2022	Disagree November 2021	Disagree June 2022	Strongly Disagree November 2021	Strongly Disagree June 2022	Neither Agree nor Disagree Nov 2021	Do not know June 2022*
21. Does your child have access to a device, not including a smartphone, in order to complete their schoolwork at home (i.e. computer / laptop / tablet)	Nov 2021 Yes - own device <b>80</b> (94)	June 2022 Yes - own device <b>82</b> (63)	Nov 2021 Yes - share a device <b>18</b> (21)	June 2022 Yes - share a device <b>13</b> (10)	Nov 2021 No <b>2</b> (2)	June 2022 No <b>5</b> (4)				
22. Should we keep Parents' Evenings online? (June 2022 only)	<b>32</b> (25)		<b>39</b> (30)		<b>12</b> (9)		<b>9</b> (7)		<b>8</b> (6)	

### Question Comments June 2022

2. My child is happy at this School	Teachers are good/supportive <b>5</b> Friends <b>3</b> Range of opportunities <b>2</b>	Friendship issues <b>3</b> Lack of lockers <b>2</b> School is too large <b>2</b> Dislikes school in general <b>1</b> Lack of pastoral support <b>1</b> Lack of suitable clubs <b>1</b> Academic pressure <b>1</b> Quality of teaching <b>1</b> Bullying <b>1</b>
3. My child feels safe at this School	No bullying <b>1</b> Grounds secure <b>1</b> Form tutor supportive <b>1</b>	Vaping/smoking/drugs <b>3</b> Bullying <b>2</b> Lack of sanctions for some students <b>2</b> Transport (bus) <b>1</b>
4. The school makes sure its pupils are well behaved	Tutor report effective <b>1</b> Ethos <b>1</b>	Travel to and from school <b>5</b> Low level disruption <b>5</b> Drugs/smoking/vaping <b>4</b> Bullying <b>3</b> Too tolerant of poor behaviour <b>3</b> Bad language <b>1</b> Behaviour has deteriorated <b>1</b>
5. My child has been bullied and the school dealt with the bullying quickly and effectively	Speedy response <b>2</b>	Not properly investigated/followed up <b>6</b>

6. The school makes me aware of what my child will learn during the year	Some subjects are ok <b>2</b>	Haven't seen anything <b>9</b> Don't know where to look for this info <b>2</b> Has deteriorated since loss of Doodle <b>1</b>
7. When I have raised concerns with the school, they have been dealt with properly	Responded to communication / pleased with response <b>4</b>	Emails to staff ignored <b>2</b> Lack of communication from school <b>1</b> Ineffective response <b>1</b> Finding correct contact details <b>1</b>
9. My child has SEND and the school gives them the support they need to succeed		Issues with communication around Exam Access <b>1</b>
10. The school has high expectations for my child	Teachers are supportive <b>5</b> Celebrates achievements <b>1</b>	Staff don't know students well enough <b>3</b> Targets are too variable <b>3</b> Expectations vary across subjects <b>2</b> Pressure too much for some students <b>1</b> Staff turnover is too high, so expectations are inconsistent <b>1</b> Setting by ability lowers expectations for some students <b>1</b>
11. My child does well at this school	Support from staff is very good <b>2</b>	Reports are not helpful/clear <b>3</b> Self-quizzing is a waste of time <b>2</b> Concerns with particular subject <b>1</b> Lack of marking of work <b>1</b> Child not happy generally <b>1</b> Some classes are demotivating (low set) <b>1</b> School is too focused on the academic <b>1</b> Options choices too narrow <b>1</b>
12. The school lets me know how my child is doing	Appreciated contact from teachers <b>3</b>	Parents' Evenings – can't see all staff, not frequent enough, timing in year not great <b>7</b> Little contact from school <b>6</b> Reports are ineffective/unclear <b>6</b> No regular overview/loss of Doodle <b>4</b>
13. There is a good range of subjects available to my child at this school	GCSE Art options <b>1</b>	GCSE options too limited/choice too prescriptive <b>8</b> Options are taken too early <b>1</b>
14. My child can take part in clubs and activities at this school	Music department <b>1</b>	Lack of creative options <b>3</b> Communication about clubs lacking <b>2</b> Transport problems for after-school clubs <b>1</b> Lack of encouragement to take part <b>1</b> Netball Academy – too selective <b>1</b>

15. The school supports my child's wider personal development	Teachers are positive role models <b>1</b> Students have opportunities to take on leadership roles <b>1</b>	Staff knowledge of individual students is lacking <b>2</b> Emotional and mental health not taken into account <b>2</b> More life skills need to be taught <b>1</b> School is too big <b>1</b> Students forced into options choices <b>1</b>
16. I would recommend this school to another parent	Positive comments <b>2</b>	Standards are declining <b>2</b> School is getting too big <b>1</b> Individual departments an issue <b>1</b> SEND provision <b>1</b>
17. Knowledge organisers were introduced this year in most subjects. I believe that over time Knowledge Organisers will help my child's learning	Having all info in one place is useful <b>1</b>	Not sure they are helpful <b>8</b> They are a poor homework option <b>5</b> Not differentiated <b>2</b> More suited to KS3 <b>1</b> They take too much time <b>1</b> There is a lack of range of homework set <b>1</b>
18. Homework is a renewed focus at HBK this year. I think that my child is working hard on their Self-Quizzing Homework		It is boring <b>6</b> Need more marked homework <b>4</b> Doesn't suit all students <b>3</b> There is too much of it <b>3</b> Not challenging <b>2</b> Need more variety of tasks <b>1</b> Need a homework timetable <b>1</b>
19. The school has introduced the Hinchingsbrooke Approach to Teaching (HAT) which all departments follow. I believe that having a common Approach to Teaching across school is a good idea		Not aware of what this entails <b>5</b> Teachers should have more independence in their planning & teaching <b>3</b> There is no acknowledgement of different learning styles <b>3</b> SEND students are not catered for <b>1</b> It is too early for any impact to be seen <b>1</b>
20. How often do you read with your child?	Child old enough to read alone <b>7</b> Children read at home and discuss reading but don't actually listen to child <b>5</b>	Need to have guided reading in school <b>1</b> Dyslexic children find it difficult <b>1</b> Would like to have Accelerated Reader scheme <b>1</b> There is too much homework anyway <b>1</b>
22. Should we keep Parents' Evenings online?	Online evenings have been useful <b>8</b> Online evenings have been convenient <b>8</b>	Auto cut-off of appointments is frustrating <b>4</b> Need to have a face-to-face option as well <b>2</b> Appointments are too short <b>1</b> Technical issues <b>1</b> It is not the best software available <b>1</b>

		Would like to be able to get appointments with all teachers <b>1</b> Would be better if reports contained more useful info <b>1</b>
--	--	--

Question	2020-2021 390 respondents		Ofsted National Secondary School Data 2020-2021		Ofsted East of England Data 2020-2021		November 2021 % 117 respondents		June 2022 % 77 respondents		Ofsted National Secondary School Data 2021-2022		Ofsted East of England Data 2021-2022	
	Overall positive	Overall negative	Overall positive	Overall negative	Overall positive	Overall negative	Overall positive	Overall negative	Overall positive	Overall negative	Overall positive	Overall negative	Overall positive	Overall negative
2. My child is happy at this School	98	2	86	13	89	10	84	8	83	16	85	14	89	10
3. My child feels safe at this School	98	1	88	11	90	9	89	4	85	11	87	12	90	9
4. The school makes sure its pupils are well behaved	92	5	81	16	84	14	69	8	51	38	80	17	83	14
5. My child has been bullied and the school dealt with the bullying quickly and effectively	15	6	20	11	17	11	13	8	10	16	18	12	16	11
6. The school makes me aware of what my child will learn during the year	69	26	71	25	79	19	46	34	44	48	68	28	80	18
7. When I have raised concerns with the school, they have been dealt with properly	63	7	60	17	57	16	62	11	55	27	55	19	56	17
8. Does your child have Special Educational Needs or Disabilities (SEND)?	Y13	N87					Y14	N86	Y13	N87				
9. My child has SEND and the school gives them the support they need to succeed	84	16	66	30	64	32	37	38	50	50	62	34	66	30
10. The school has high expectations for my child	88	6	82	12	80	13	68	5	66	24	82	12	80	12
11. My child does well at this school	92	5	84	13	85	12	70	4	79	16	83	13	86	11
12. The school lets me know how my child is doing	84	13	82	17	83	16	37	36	55	43	79	19	82	16
13. There is a good range of subjects available to my child at this school	94	4	89	8	89	7	87	5	83	16	90	8	90	6
14. My child can take part in clubs and activities at this school	72	7	81	10	81	11	85	3	85	10	88	7	87	9

15. The school supports my child's wider personal development	73	11	73	18	77	16	57	11	52	34	73	18	77	15
16. I would recommend this school to another parent	96	3	81	19	83	17	80	5	77	15	81	19	84	16

- In comparing the response from the November survey to the most recent one, it should be noted that we have changed the 'neither agree nor disagree' category to 'don't know' in order to bring the response categories in line with the Ofsted ones. As a result, there is a chance that, at least initially, this will make comparisons less reliable, as a parent who may have previously answered 'neither agree nor disagree' may now feel they have to opt for either 'agree' or 'disagree' to express an opinion, as 'don't know' implies they do not have an opinion on the statement. Whether these are more likely to result in positive or negative responses is not certain
- Overall, the trend in comparing the current survey to November's is that the positive response figures show some increases (3 questions), most remaining broadly similar (8 questions) and a few decreases (3 questions)
- Negative responses are higher for all questions with increases between 7% and 30%. The largest increases in negative responses seem to correlate with those questions where positive responses fell, indicating a genuine shift in opinion here. However, those questions that saw an increase in positive responses also saw increases in negative ones, suggesting that many of those parents/carers who may have selected 'neither agree nor disagree' previously are now moving to either positive or negative responses
- The questions with an increase in positive responses are those on SEND support (question 9 – up 13%), 'my child does well...' (question 11 – up 9%) and being informed about progress (question 12 – up 18%)
- The questions with a significant decrease in positive responses and increases in negative responses are those on behaviour (question 4 – positive down 16%; negative up 30%), dealing with concerns (question 7 – positive down 7%; negative up 16%) and personal development (question 15 – positive down 5%; negative up 23%) – these responses are the ones that will require the most focus going forward, given the fact that the trend is clearly from the positive towards the negative. Other questions which saw increases of over 10% in negative responses, but where positive responses remained broadly similar or increased are: question 6 (aware of learning – negative up 14%), question 9 (SEND support – negative up 12%), question 10 (expectations – negative up 19%), question 11 (my child does well... - negative up 12%) and question 16 (recommend the school – negative up 10%) – these responses may simply reflect a move of a number of previous 'neither agree nor disagree' respondents towards the negative, and so, while still an area for focus, may end up representing a truer picture of opinion, at least in comparison to the Ofsted survey
- Comparison of the June survey to Ofsted data shows Hinchingsbrooke results below both the national and East of England figures for most questions, particularly question 4 (behaviour), question 6 (aware of learning), question 9 (SEND support), question 10 (expectations), question 12 (being informed about progress) and question 15 (personal development)
- Questions where the survey results were most similar to the national and local picture were question 2 ('my child is happy at this school'), question 3 ('my child feels safe at this school') and question 14 (extra-curricular activities)
- It is worth noting for all the points made in this analysis, that the current survey was returned by only 77 parents and so represents only a small minority of the overall cohort and that the current survey was carried out at the end of the school year, whereas the national and East of England Ofsted data is likely to represent a greater proportion of parents and opinion from a range of points across the school year, so any comparisons with the June 2022 results are not like-for-like