



PiXL Maths App

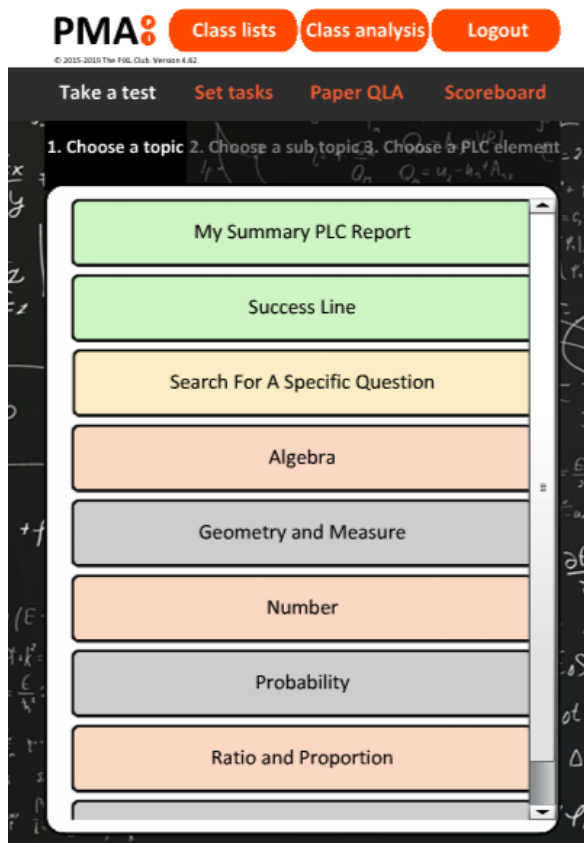


How do I support my child with the PiXL Maths App leading up to or following a test papers?

The PiXL Maths App is a **FREE** independent learning tool designed to support users in preparing for their GCSE exams. The app was developed by a teacher at Hinchingsbrooke School and we are proud that the app currently has 1.5 million students signed up to the initiative. The app has been built around the concept of diagnosis, therapy and retest; you identify what is wrong with a learner's understanding, you provide some help and support then you retest to ensure that the gap has been addressed. Our aim through the use of the app is to ensure that everyone is aware of the huge potential that the app can have on their performance over time.

The app contains more than 200 subject based online questions ("Take a test") and more than 2300 templates to assess written paper performance ("Paper QLA"). For the vast majority of the online questions they are supported by video tutorials or PowerPoints. These features can play a huge role in how a student can make a difference in a short space of time. This article details how the two main features can work together to get huge gains in learner performance in a short amount of time. Students should know their login details but in the event that they don't, please contact your son's/daughter's Maths teacher.

"Take a test" explained



This is where students get an overview of their current progress in the app (PLC Report or Success Line) or can access one of the online questions as part of an ongoing revision programme. Following any pre-test, students should use their feedback to create a bespoke revision programme to help them improve for the post-test.

Students can either use the "Search for a specific question" facility or if they know what they are looking for, they can go through the units to find a particular skill. Students will need to select one or as many skills as they want in their online test, then they will need to select "Begin test". The majority of questions are supported by video or PowerPoint if they are stuck or need to understand where they went wrong. When they have marked a question, it will highlight whether they have got it right or wrong. To re-test following a wrong answer, they can refresh the questions and get endless opportunities to get better at the skill.

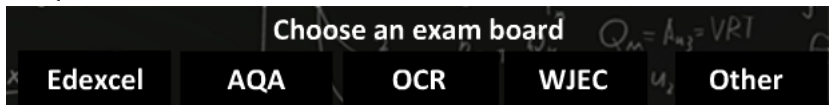
“Paper QLA” explained

Following any pre or post-test students will enter their question level analysis results into a prepared template within the app (the guidance below indicates how to find an old mock template but students will be told their template title before entering their results). The templates will be a source of academic awareness of where students can improve over time and will also be a measure of progress on certain topics between the pre and post-tests.

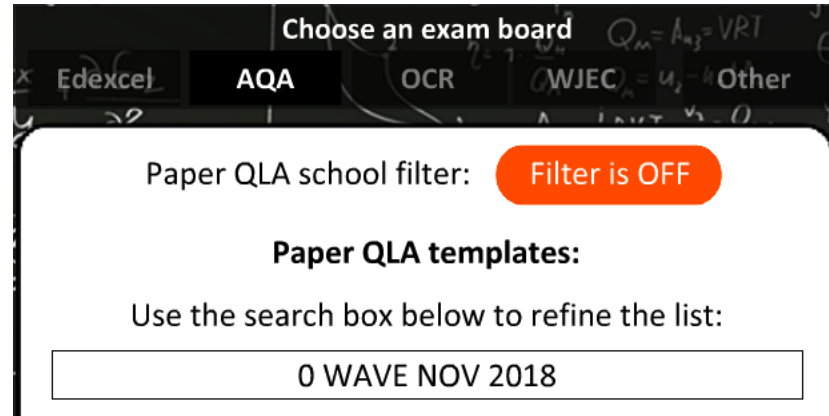
- 1) Select the “Paper QLA” tool from the main menu options.



- 2) Select “AQA”.



- 3) Use the search bar to search for “0 WAVE SUM 2018” or “0 WAVE NOV 2018” (latest).



- 4) Options for tier and paper will then be shown.



The “Take a test” button will generate an online test based on the weakest areas from that paper. Within each of the online test questions, students will have access to videos/PowerPoints to support their learning. The “Worksheet” button creates a printable worksheet that focusses on areas of weakness (answers are provided). The “Report” button generates a report that outlines the number of marks gained per question (incredibly useful if using a revision guide or a private tutor to also target areas of weakness).

The PiXL Maths App is a truly powerful resource that has shown to make huge gains in pupil performance in a short amount of time. We hope students will find it useful but it does require students to engage with it for it to make a difference. Please encourage your child to spend some time using the app each week (30-60mins). If they have any questions about the tool or how to access the app, please ask them to email or speak to their Maths teachers.

Kind regards, Hinchingsbrooke School Maths Department.